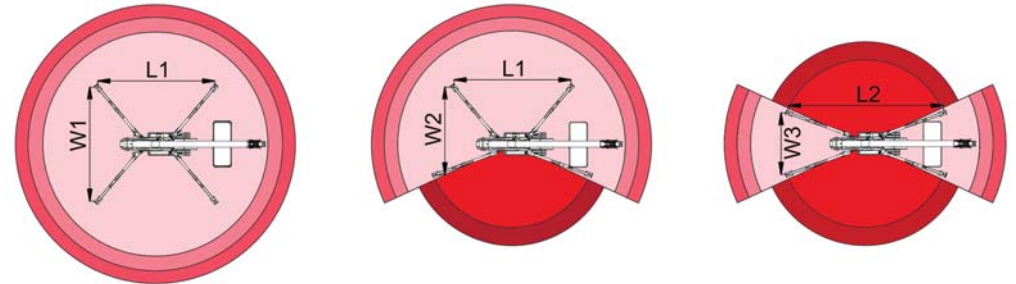
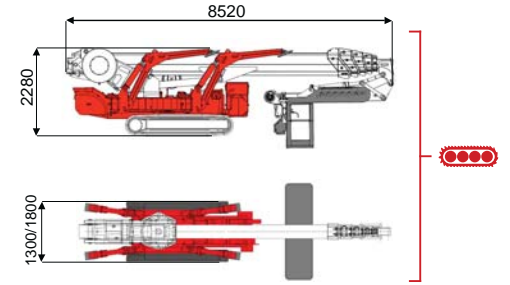
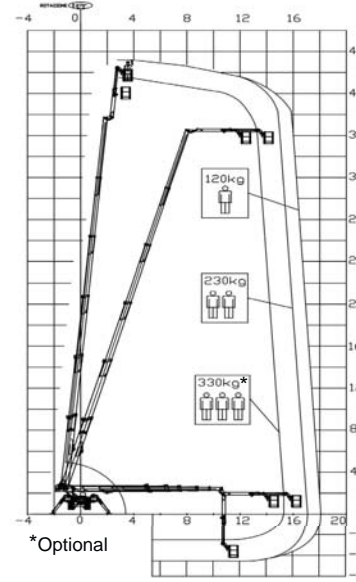




43 m ↑
18 m →
330 Kg 🧑🧑🧑



15000 mm	17000 mm	18000 mm	11500 mm	13500 mm	L1	L2	W1	W2	W3
330 kg	230 kg	120 kg	330 kg	120/230 kg	5760 mm	6870 mm	5330 mm	4510 mm	3690 mm

BI-ENERGY Diesel+AC																				
XTJ 43/C-R			43 m	18 m	330 kg	175°	660°	240x70 cm	90°+80°	3,69-5,33 m	25%	40%	2,25 km/h	10900 kg	75 kN	4,06 kN/m²	5,33 kN/m²	1350/1800 mm	8520 mm	2280 mm

Battery type	Battery charge	Add. Weight	Autonomy	Charging time	Electropump
ECO	DC+AC				
48V 270 A/h 5h	230V-48V 45A	400 kg	6-7 h endless	7h	48V 9 kW